



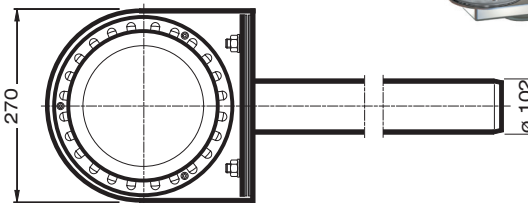
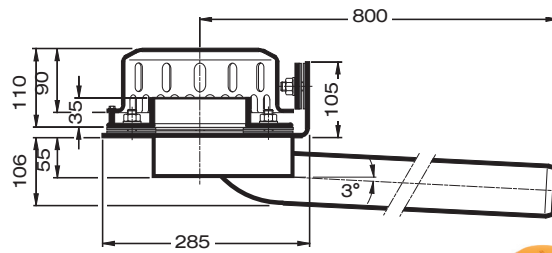
Choose drain for piece list on page one!

DN 100

**LX485-1X**

Drain Art.-No. 01373.100X  
Weight: 6,9 kg

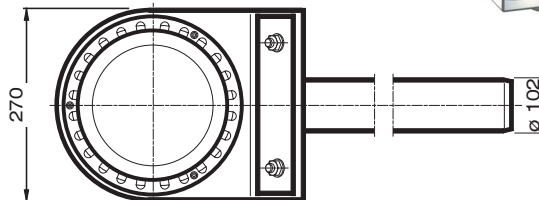
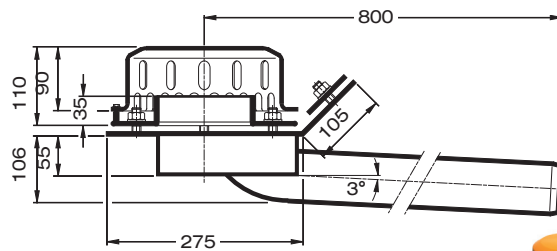
**Series 79 (RB)**  
**clamping flange 90°**  
for plastic roofing sheets



**LX485-2X**

Drain Art.-No. 01371.100X  
Weight: 6,9 kg

**Series 79 (RB)**  
**clamping flange 45°**  
for bituminous roofing sheets



**LX485-4X**

Drain Art.-No. 01391.100X  
Weight: 4,3 kg

**Series 88**  
**clamping flange**  
**without raised edge**  
for bituminous and plastic  
roofing sheets

